



Prof. Jude Capper

@bovidiva



Carbon footprinting – what do we know so far and where do we need to be?

16th February 2022

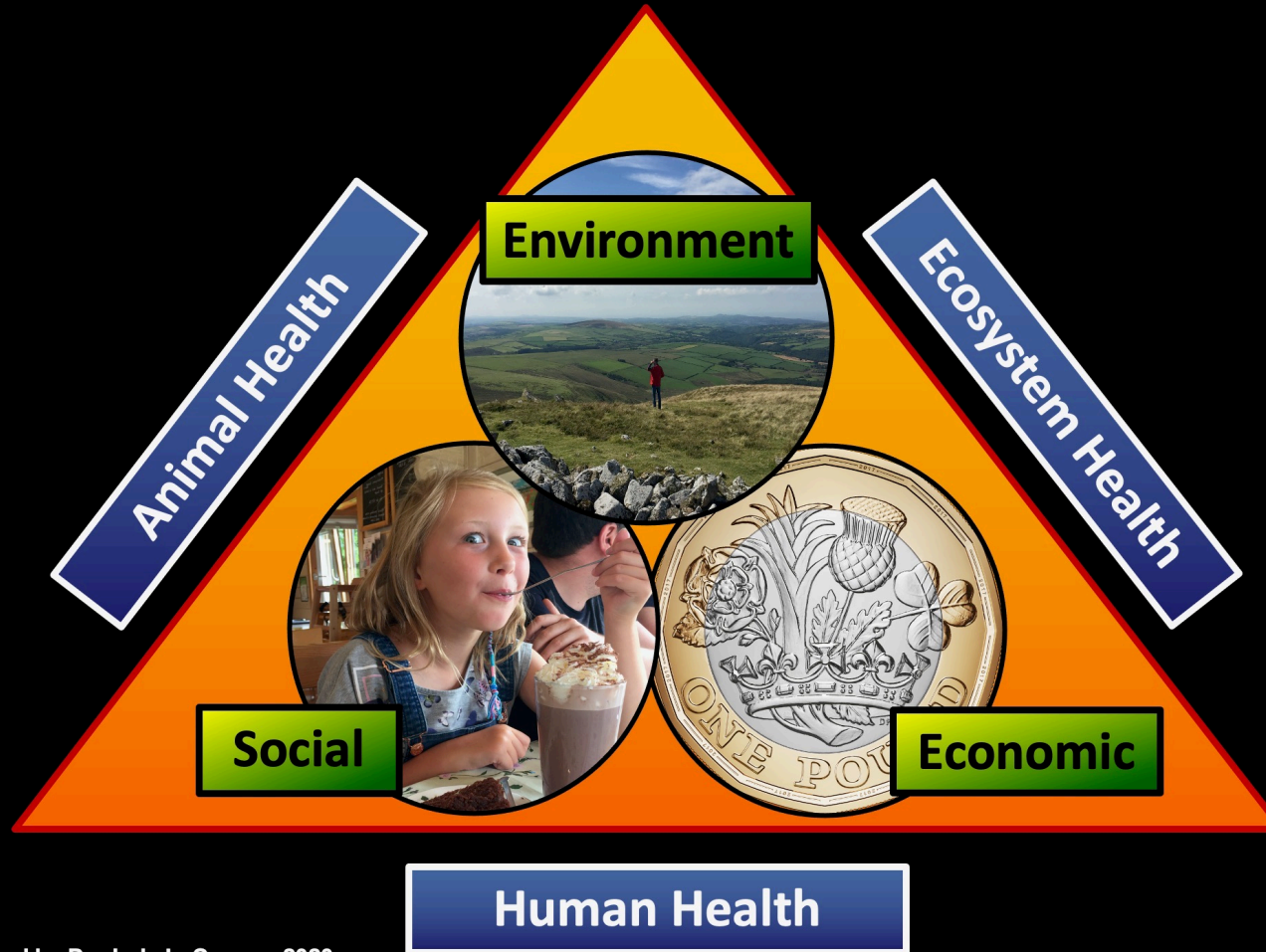
Source: Dr. Jude L. Capper, 2022

Aqualate Mere Farmers Group



s

Sustainability comprises three pillars, all under the umbrella of One Health



Prof. Jude Capper
@bovidiva




Source: Created by Dr. Jude L. Capper, 2020.

Aqualate Mere Farmers Group



Net Zero is a clear priority



Source: Created by Dr. Jude L. Capper, 2021. Cartoon from: <https://twitter.com/Cartoon4sale/status/1384537729460056067?s=20>

Prof. Jude Capper
@bovidiva



Aqualate Mere Farmers Group



B

All components of the carbon cycle must be accounted for



Prof. Jude Capper

@bovidiva



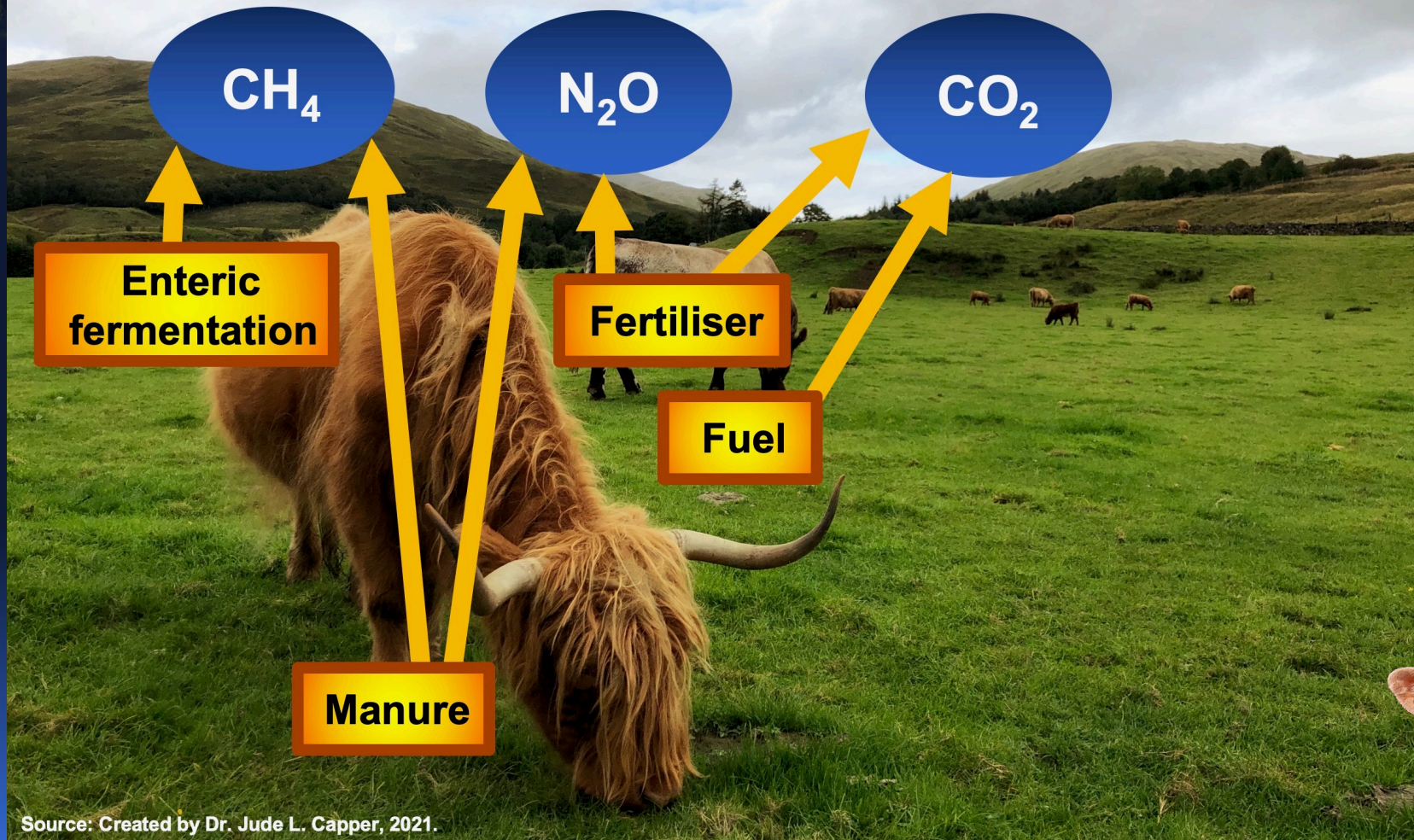
Harper Adams University

Source: Created by Dr. Jude L. Capper, 2021.

Aqualate Mere Farmers Group



B
All components of the carbon cycle must be accounted for



Source: Created by Dr. Jude L. Capper, 2021.

Prof. Jude Capper

@bovidiva

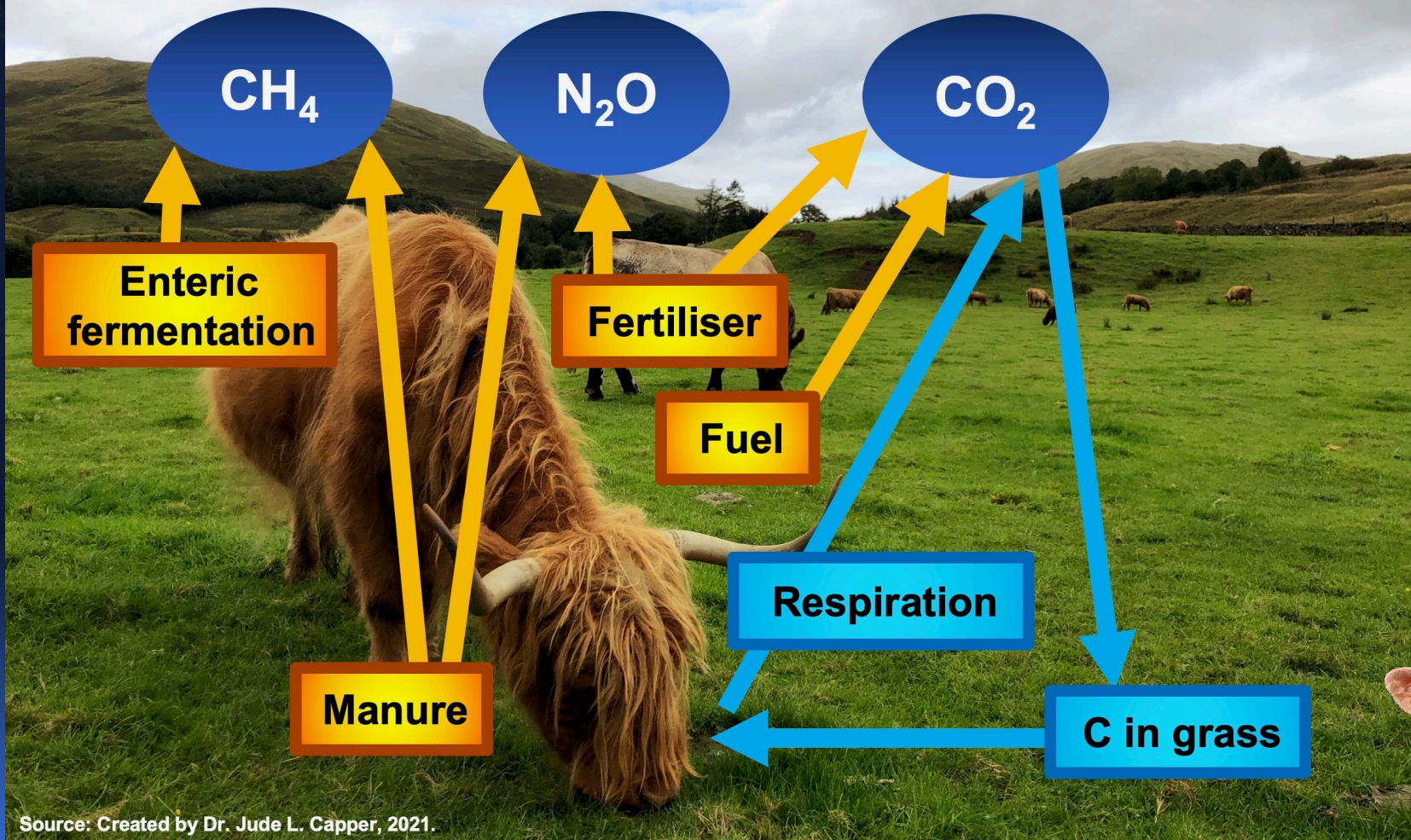


Harper Adams
University

Aqualate Mere Farmers Group



B
All components of the carbon cycle must be accounted for



Source: Created by Dr. Jude L. Capper, 2021.

Prof. Jude Capper

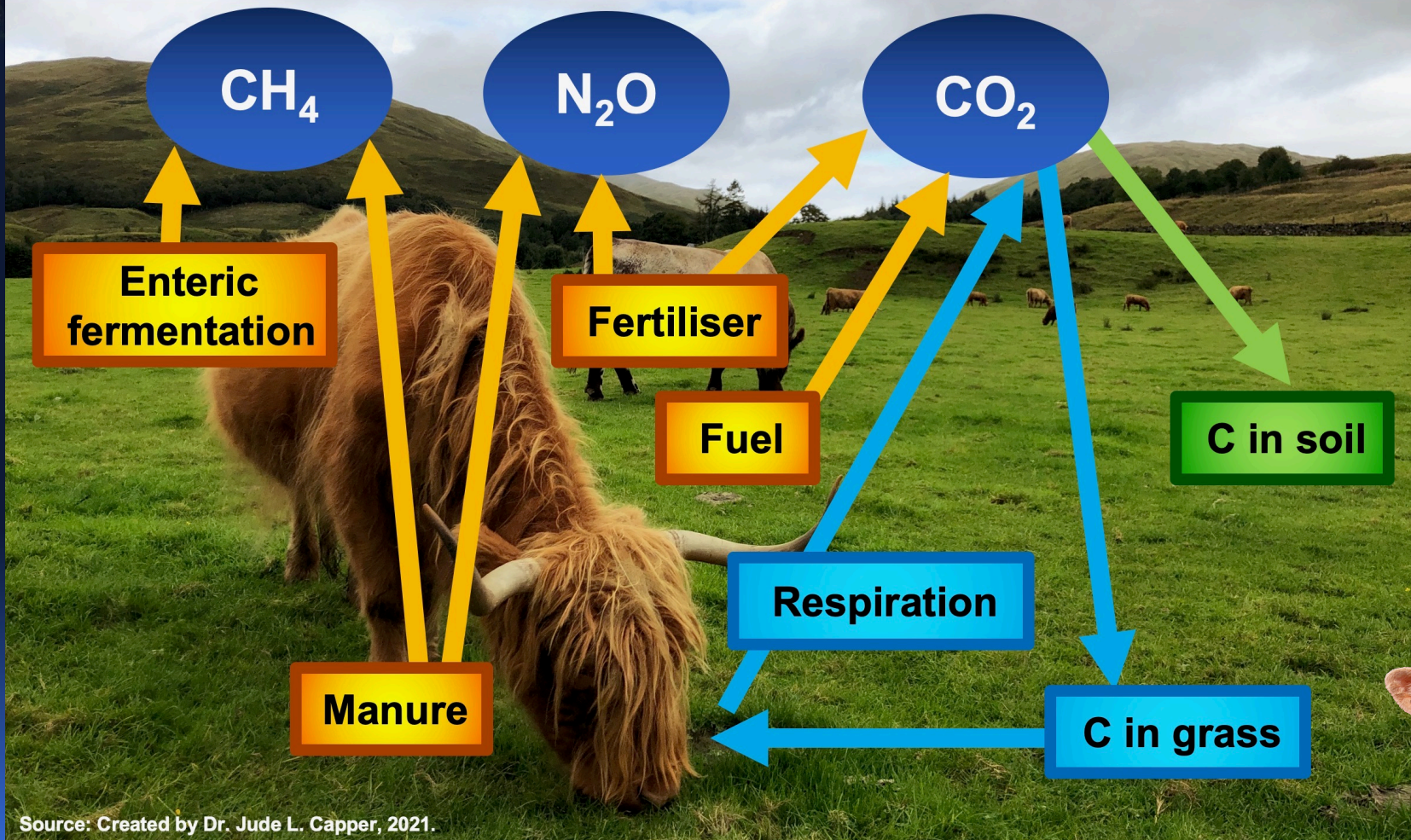
@bovidiva



Aqualate Mere Farmers Group



B
All components of the carbon cycle must be accounted for



Source: Created by Dr. Jude L. Capper, 2021.

Prof. Jude Capper

@bovidiva



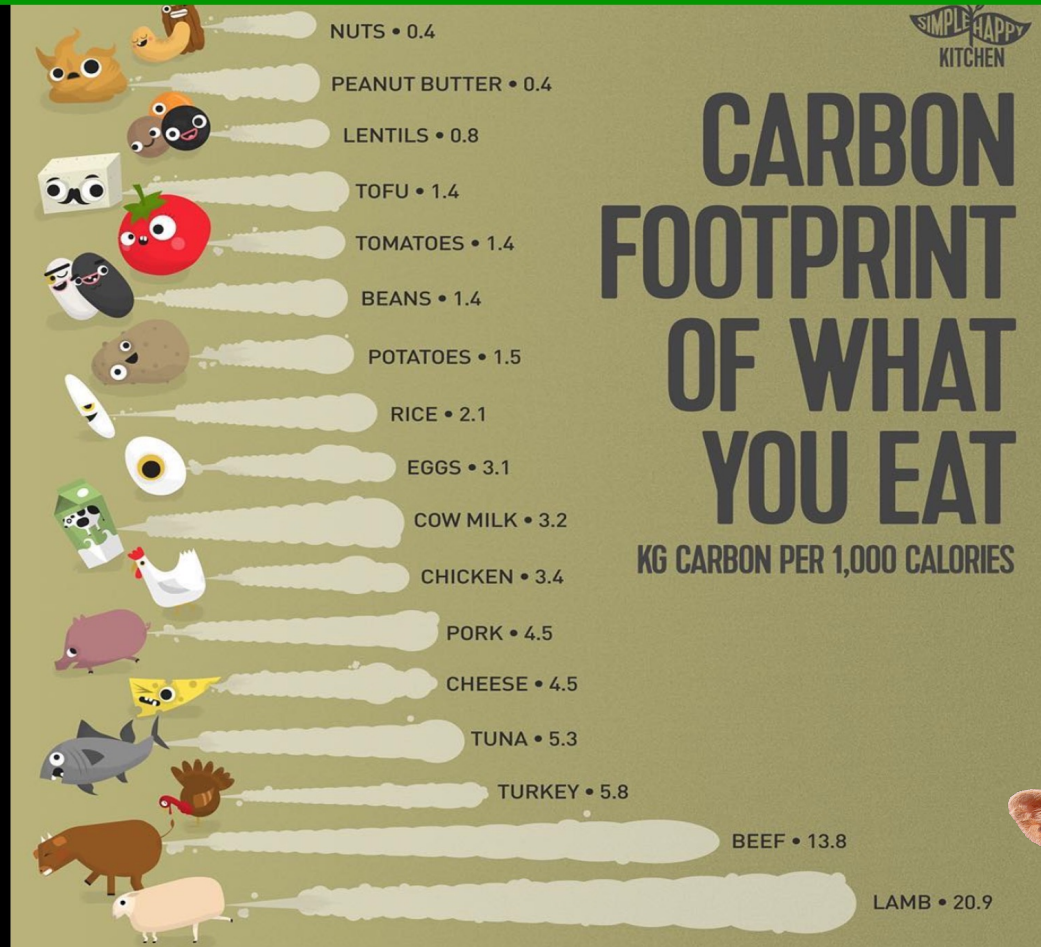
Aqualate Mere Farmers Group



B

Global averages are meaningless

The carbon footprints of the foods we eat vary considerably – global average figures are inappropriate when food production is regional



Source: Created by Dr. Jude L. Capper, 2020, infographic from: https://www.instagram.com/simple_happy_kitchen/

Prof. Jude Capper

@bovidiva



Aqualate Mere Farmers Group



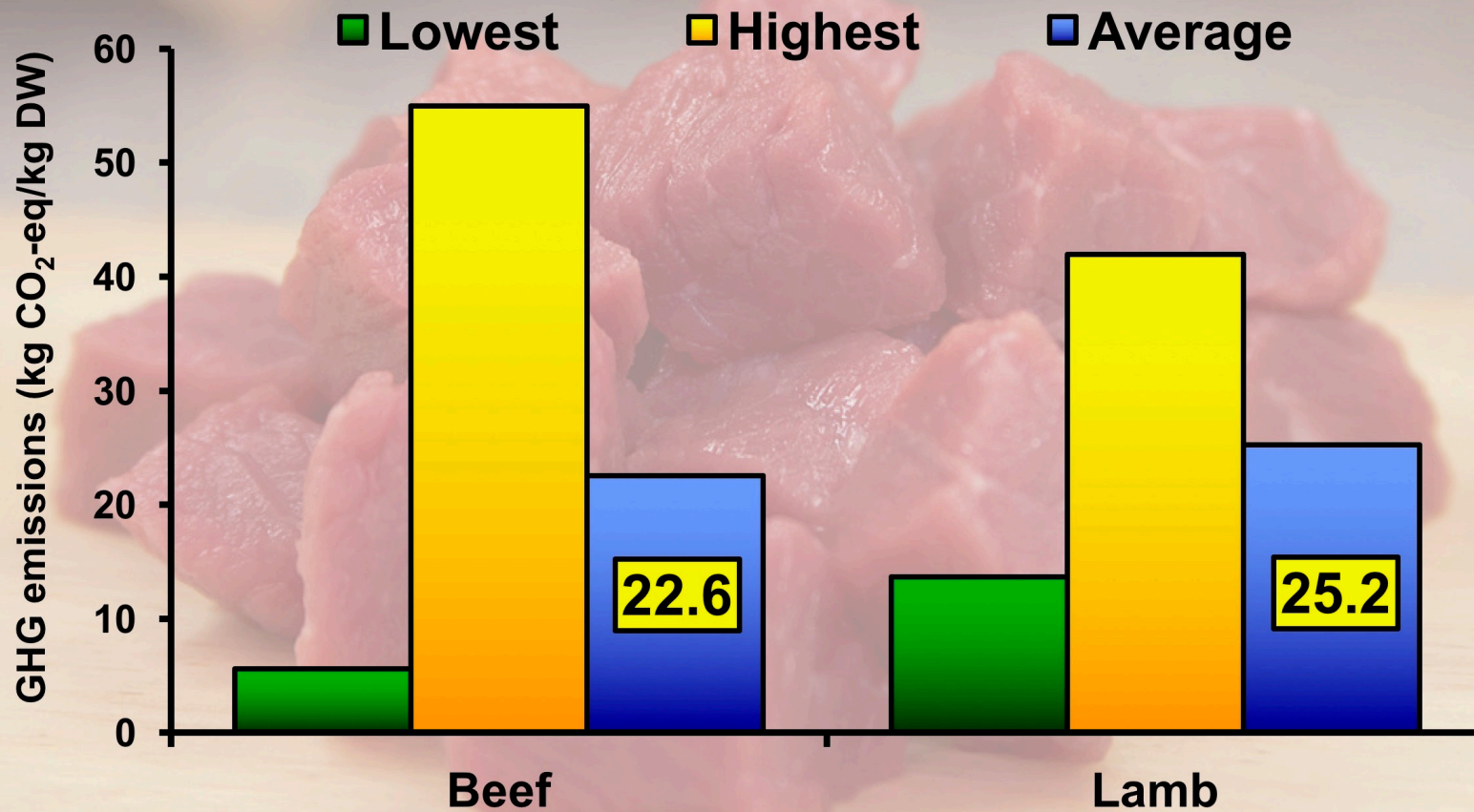
Prof. Jude Capper

@bovidiva



B

Carbon footprints of English beef and lamb show significant variation



Source: Created by Dr. Jude L. Capper, 2016; data from 131 beef units and 57 sheep units analyzed by E-CO₂ and reported in: EBLEX (2012) Down to Earth – The Beef and Sheep Roadmap – Phase Three. AHDB, Stoneleigh, UK.

Aqualate Mere Farmers Group



B

Improving animal productivity reduces the environmental impact of milk and meat



Source: Created by Dr. Jude L. Capper, 2020. Data from: Capper, JL. 2015. Sustainability and One Health. In: Cockcroft, P. *Bovine Medicine*. Wiley-Blackwell, Oxford, UK.

Prof. Jude Capper

@bovidiva

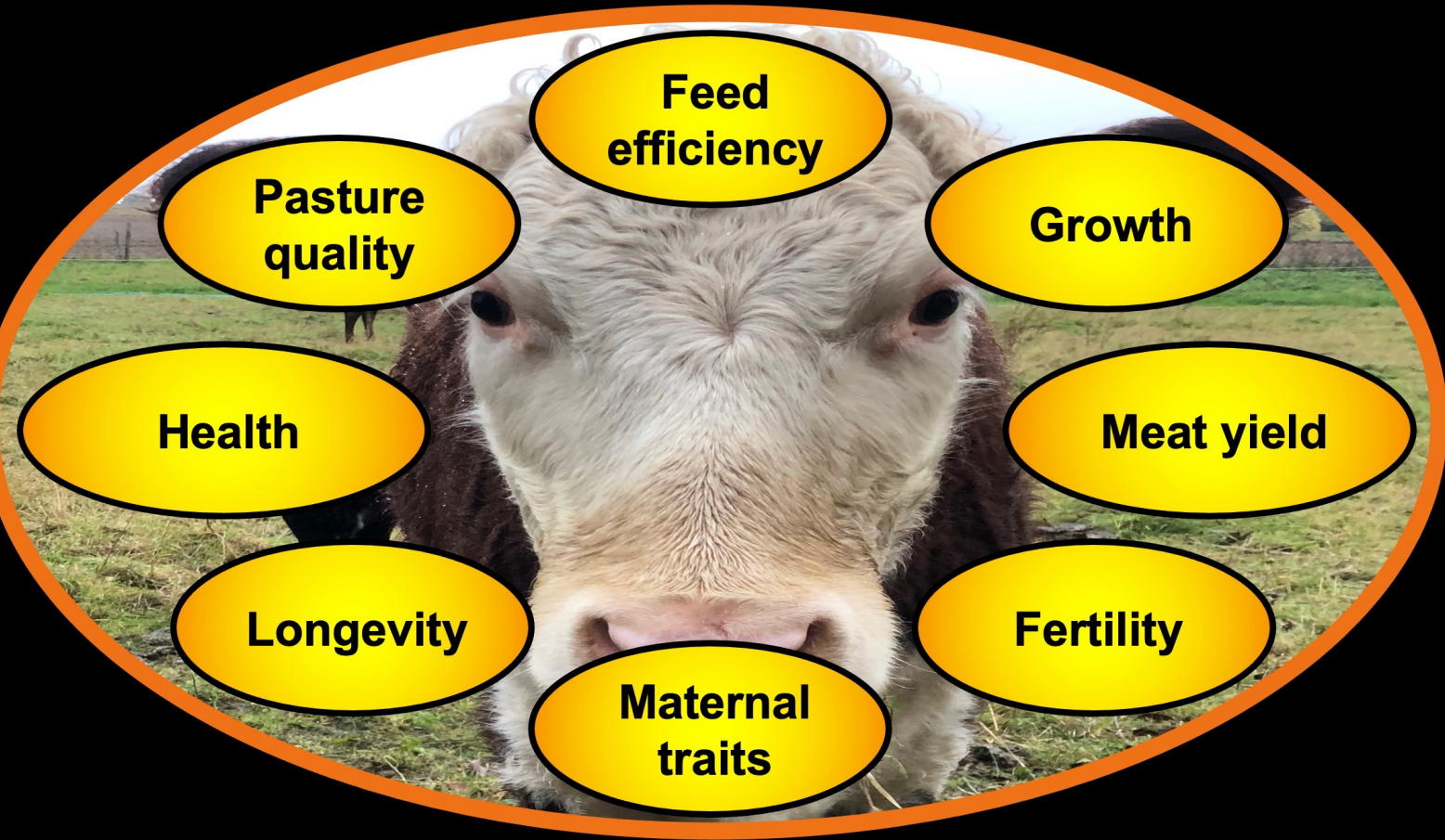


Aqualate Mere Farmers Group



B

Doing everything better on-farm improves economic and environmental sustainability



Prof. Jude Capper

@bovidiva




Source: Created by Dr. Jude L. Capper, 2021

Aqualate Mere Farmers Group



COM

We've got the technology –
now we need to use it to its potential



Source: Created by Dr. Jude L. Capper, 2021. Cartoon from: https://static.boredpanda.com/blog/wp-content/uploads/2016/02/funny-satirical-evolution-charles-darwin-day-251_700.jpg

Prof. Jude Capper
@bovidiva



Aqualate Mere Farmers Group



s

Retailers face challenge of meeting net zero commitments

50% reduction in food-related GHG emissions by 2030 is possible, but only if we take

URGENT ACTION

wrap.org.uk/GHGPathway



Prof. Jude Capper

@bovidiva



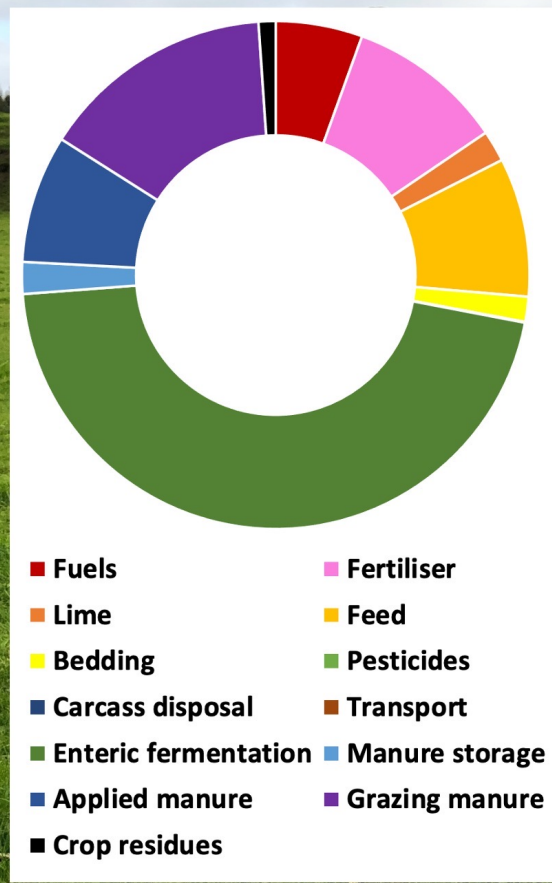
Harper Adams University

Aqualate Mere Farmers Group

Source: Created by Dr. Jude L. Capper, 2021. Infographic from: https://wrap.org.uk/sites/default/files/2021-10/WRAP_UK_food%20systems_GHG_Report_TWITTER_Urgent%20action.jpg?itok=8txblEnz

S

Standard footprinting tool urgently needed across the industry



Prof. Jude Capper
@bovidiva



Aqualate Mere Farmers Group

Source: Created by Dr. Jude L. Capper, 2021. Example carbon footprint results based on a beef finishing farm.



B

Thank you!

jcapper@harper-adams.ac.uk

<http://bovidiva.com/presentationlinks>

Prof. Jude Capper

@bovidiva



Questions?



Aqualate Mere Farmers Group

Source: Created by Dr. Jude L. Capper, 2020. Cartoon from: <http://snipurl.com/methanecartoon>